



# CLESTRA

Mplus | Modular Partition





## Mplus | THE ALL-IN-ONE INTERIOR PARTITION SYSTEM

Meet Mplus, our All-In-One partition system designed to accommodate the whole spectrum of modern office environments.

Mplus is a versatile and modular architectural solution that combines superior acoustic performance with aesthetical appeal.

There will not be two similar designs with Mplus, yet you will still capture the benefits of modular construction.





## FEATURES




### FRAMELESS GLASS JUNCTIONS

Mplus glass panels are separated by an invisible silicon joint, ensuring perfect structural resistance and acoustic insulation.





## FEATURES




### MULTIPLE DESIGN POSSIBILITIES

Bespoke designs and integration of equipment are directly made in the factory to ensure the highest quality.




# FEATURES



## DEMOUNTABLE & REUSABLE SOLID PANELS

Use mechanically-fastened steel panels to divide interior spaces and rooms. Reusable at will, they ensure your interiors remain flexible and always meet your needs.

Choose demountable building components to reduce the Embodied Carbon of your facilities.







Mplus

## Mplus DOOR OPTIONS

Our Mplus system accommodates a wide range of door options and accessories.

Choose between solid or glass construction, swing or sliding configurations.



## SOLID

### STEEL

Steel Finish\* with Rockwool or Honeycomb Infill

\*see color chart

Max. Dimensions:

3200mmH; 1100mmW

Thickness: 40/54mm

Hinges: Butt hinges or pivot hinges

Acoustic Insulation: up to Rw 37dB



## GLASS

### FLUSH

Flush Double Tempered Glass

Max. Dimensions:

3200mmH; 1050mmW

Thickness: 54mm

Hinges: Butt hinges or pivot hinges

Acoustic Insulation: up to Rw 37dB



### FRAMED

Laminated or Tempered Glass  
Single or Double-Glazed

Max. Dimensions:

3200mmH; 1050mmW

Thickness: 40mm

Hinges: Butt hinges or pivot hinges

Acoustic Insulation: up to Rw 39dB



### FRAMELESS

Single Tempered or Laminated Glass

Max. Dimensions:

2700mmH; 1100mmW

Thickness: 12mm

Hinges: Pivot Hinges

Acoustic Insulation: up to Rw 30dB



### TIMBER

Timber Solid Finish with a choice of Hollow or Full Infill

Max. Dimensions:

3200mmH; 1100mmW

Thickness: 40/54mm

Hinges: Butt hinges or pivot hinges

Acoustic Insulation: Upon request



### FLUSH SLIDING

Flush Double Tempered Glass

Max. Dimensions:

3000mmH; 1000mmW

Thickness: 40mm

Suspension: Up to 100kg load-bearing

Acoustic Insulation: up to Rw 37dB



### FRAMED SLIDING

Single Tempered or Laminated Glass

Max. Dimensions:

3000mmH; 1000mmW

Thickness: 25mm

Suspension: Up to 100kg load-bearing

Acoustic Insulation: up to Rw 40dB



### FRAMELESS SLIDING

Single Tempered or Laminated Glass

Max. Dimensions:

3000mmH; 1000mmW

Thickness: 12mm

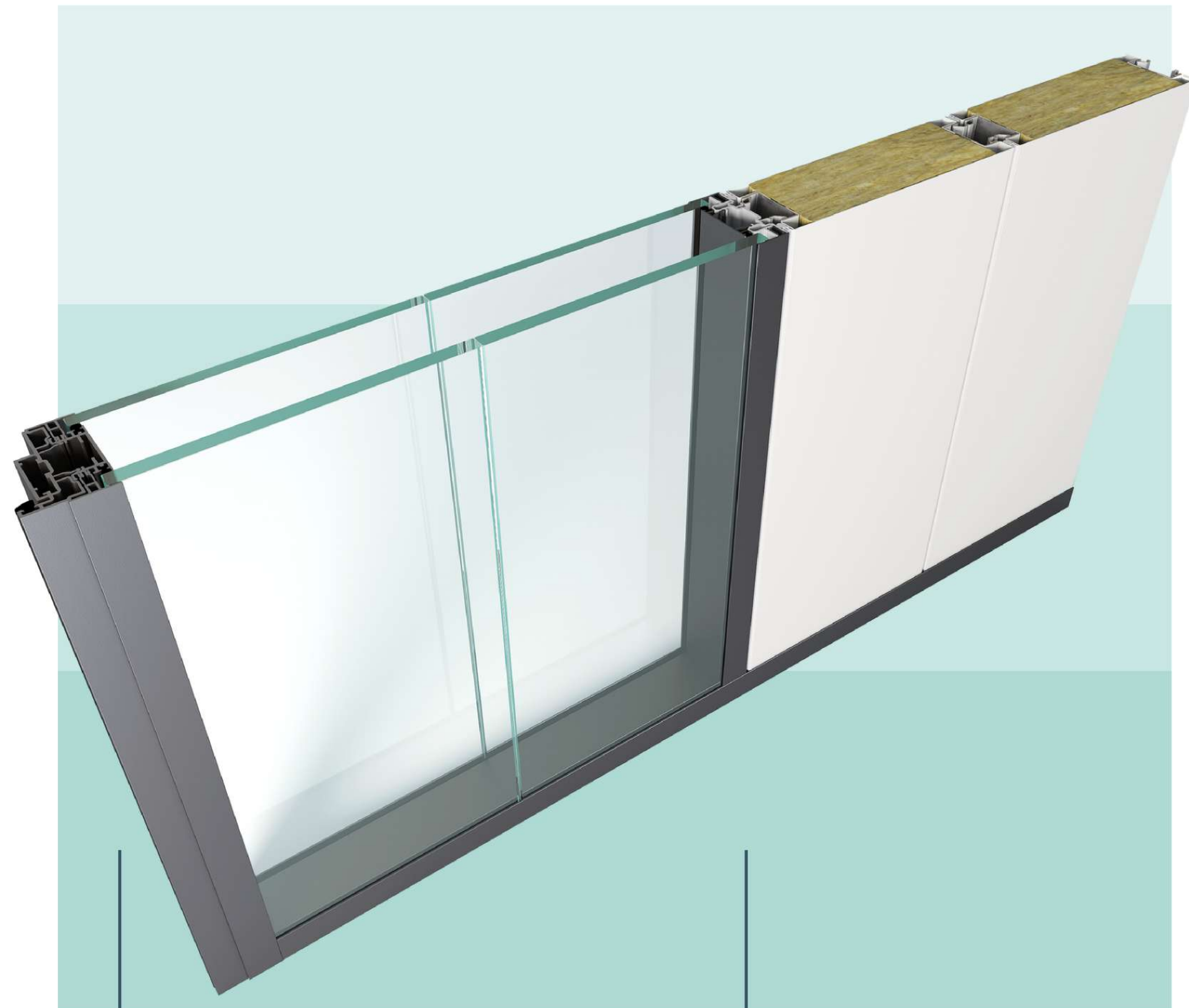
Suspension: Up to 100kg load-bearing

Acoustic Insulation: up to Rw 30dB





# TECHNICAL SPECIFICATIONS



Double-glazed frameless section

Steel solid Modular panels

	Solid panels	Glass panels
Thickness (in mm)	83	
Width (in mm)	From 150 to 1,200	
Height (in mm)	Up to 3,600	Up to 3,200
Main	Monoblock steel panel with 1.0mm steel skins and rockwool infill	Clear tempered or laminated glass
Finishes	Polyester powder coating (60 to 80µm dry film), providing a scratch-resistant and UV-resistant finish.	Glass sheets available with decorative film, sand blasted, stained, back-painted or switchable.
Structure	17 to 30mm thick extruded aluminum profiles. Glass and solid panels fitted inside the profiles without the use of additional silicon caulking.	
Junctions	6mm mechanical junction locked with a steel-headed cam. PVC cover.	Frameless: double-side tape OR transparent silicon. Framed: 30mm aluminum mullions.
Density	32kg/sqm (1000mm module)	Up to 65kg/sqm
Acoustic*	Up to Rw 55dB	Up to Rw 41dB (single-glazed) Up to Rw 50dB (double-glazed)



# FINISHES

## SOLID COLORS

R9003	R9104	R7183
R7100	61900	72775
77659	R7099	41426
21879	R3018	

## METALLIC COLORS

90680	R9906	92385
76569	R7048	91471
R1035	92151	61199
91777	60677	92153

## TEXTURED COLORS

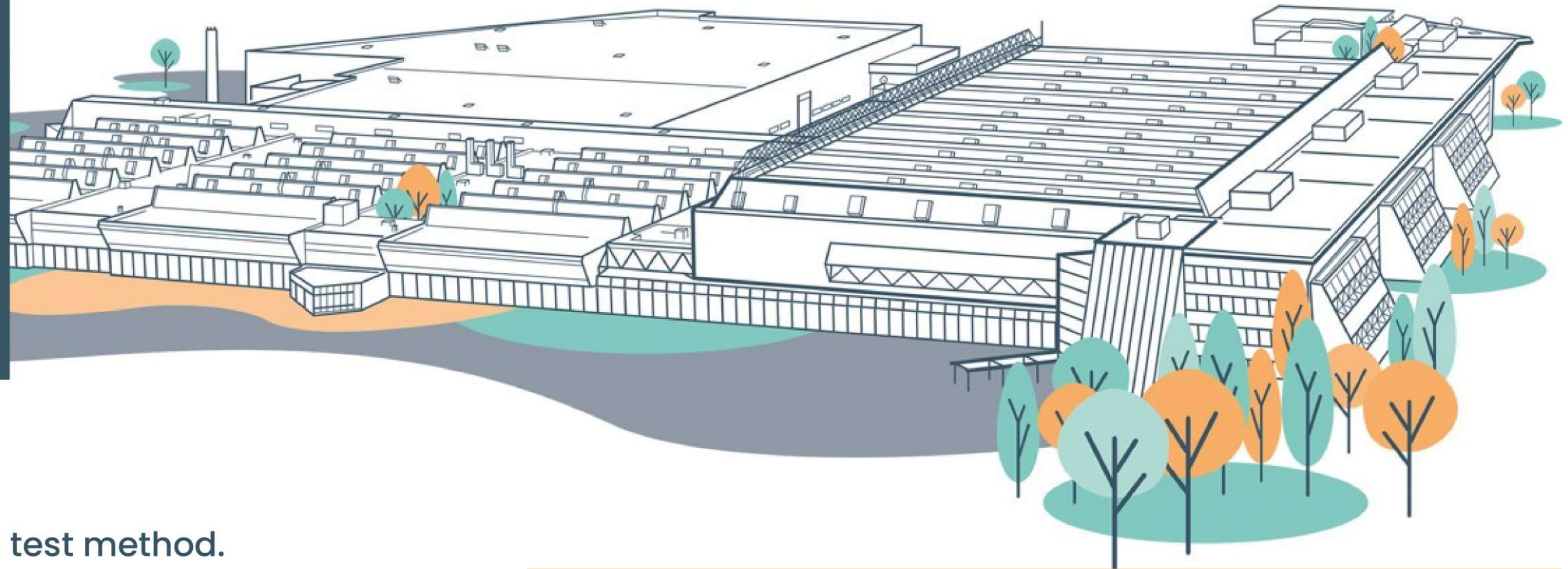
12838	75904	61668
76606	61566	51098
76089		



Click [here](#) to see more options:



# GENERAL PRODUCT INFORMATION & MANUFACTURING



## FIRE RESISTANCE

Certified Semi non-combustible as per **ISO 5660-1** test method.

## PAINT SURFACE TREATMENT

Oven baked thermohardening polyester paint applied. Scratch-resistant coating, also resistant to minor shocks and ultraviolet light.

## VOC/TVOC EMISSIONS

Certified **0.005 mg/m<sup>2</sup> H** TVOC emissions. (Test method: **KS I ISO 1600-9: 2006**)

## MANUFACTURED

Manufactured in **ISO 9001, 14001**, and **KOSHA-MS** certified factory.



## SERVICES

Our teams can work in occupied spaces or perform layout modifications over the weekend to optimize your space occupancy and minimize downtimes.

Your assets can be reused and relocated at will. Enjoy the best of circular construction to improve your carbon footprint.



## OFFICE LOCATIONS

### Clestra Korea

11F, DMC Digital Cube Building, 34  
Sangamsan-ro, Mapo-gu, Seoul  
03909 Korea

### Clestra China

E1004~1005, Lane 168, Daduhe Road,  
Putuo District China 200062 Shanghai

### Clestra Japan


Akasaka HM Bldg.3F 3-7-13 Akasaka,  
Minato-ku Tokyo 107-0052 Japan

### Clestra Hong Kong

Suites 1301-2, 13/F, 1063 King's Road,  
Quarry Bay, Hong Kong

### Clestra Singapore

60 Paya Lebar Road, #05-17 Paya  
Lebar Square Lobby 1  
Singapore 409051







# SHAPING ALL FUTURES

Build today to thrive tomorrow

---

[WWW.CLESTRA.COM](http://WWW.CLESTRA.COM)